


Principle of Operation

System Components



- Transducers

If you do not already have sensors installed on your site then our range of retro-fit Transducers can be used to measure all types of material (Liquid or Solid). Our range includes Capacitance Probes (Rigid or Flexible); Guided Microwave; Radar & Ultrasonic. We can supply, install & commission these sensors for you. Typically our transducers produce an industry standard 4-20mA signal that represents your changing values. These are wired directly into one of our Remote Terminal Units.



- Remote Terminal Unit

The Remote Terminal Unit (RTU) is normally installed close to your monitored source; The signals are wired into the RTU. The RTU communicates the data to a suite of computers located at our offices. The RTU typically communicates using either a PSTN or GSM modem, although other media options include GPRS, Radio & Ethernet (TCP/IP). A PSTN modem will require a standard direct dial analogue phone line & Telecom Socket; a GSM modem will need a Data Enabled Telemetry Sim Card (available from Lee-Dickens) and GSM network coverage. As standard, the RTU logs your levels locally every 15 minutes; this data is later displayed on graphs. The log frequency can be increased or decreased to meet your requirements.

- Data Centre

We operate a suite of computers, modems & phone lines which are dedicated for communications with the Web Based subscription RTUs. The Data Centre automatically posts the data recovered from the RTUs onto your Web Page. The Sitewatch software schedules all incoming and outgoing calls and can send you emails, SMS (text) alerts and voice synthesised alarms.

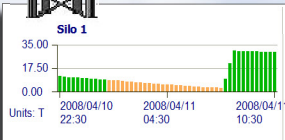
- Web Page

Our Software engineers will construct a secure password protected Web space for you. The Web Pages contain mimics of your equipment plus graphs showing recent trend history. The graph is constructed from the logs made at the RTU.


The frequency of Web Page updates can be tailored to meet your requirements, the Web Page contains the time and date of the last update.



1438 Ltr
Ullage: 1342 Ltr



Principle of Operation



The RTU will monitor your signals & display the data in engineering units.

When a value goes below or above your selected Alarm limit, the RTU will alert the Data Centre.

To ensure 24/7 cover, the Data Centre can send alarms using email, SMS (text) message and voice synthesis to your desired list of recipients.

As standard your Web Page will be updated twice each day at your chosen times; any incoming alarm call will also result in a Web Page update.

Your pages will have a "Request Update" button installed. This gives you the ability to manually update your Web Page on demand by triggering an extra call from the Lee-Dickens Data Centre to your RTU(s) at site.

Service and Support



Unlike many organisations, when you work with Lee-Dickens, you will be given direct access to our engineering staff. We can support you at all stages of your project from design conception to the commissioning and final handover.

In the long term, Lee-Dickens can offer you a service contract, providing your system with a regular "health check" tailored to meet your requirements.